



MONITOR SYSTEMS




System Examples

Heavy Duty Basic System



Heavy Duty Three Camera System



Basic Camera Systems



System for Connection to Clarion In-Car TV



Accessories

Three Camera Switch box

RCA-223



Power box (only for 12V vehicles)

CAA-188

- DC12V Power box.
- Connects Clarion cameras to Clarion In-Car TV.
- 8pin mini Din output.
- Composite RCA output.



Power box

CAA-185

- DC12V Power box.
- Connects Clarion cameras to Clarion in-car TV with composite video output via RCA.
- Connects Clarion cameras to any monitor with composite video input via RCA.



Water-resistant specification camera cables

- (5m / 16ft.) **CCA-416**
- (10m / 33ft.) **CCA-393**
- (15m / 49ft.) **CCA-394**
- (20m / 65ft.) **CCA-395**



Water-resistant specification extension cable

- (0.9m / 3ft.) **CCA-439**
- (5m / 16ft.) **CCA-391**
- (10m / 33ft.) **CCA-415**



For CC2011E / CC1030E

- (7m / 23ft.) **CCA-532**
- (10m / 33ft.) **CCA-533**
- (15m / 49ft.) **CCA-534**
- (20m / 65ft.) **CCA-535**



Cables & Installation kit for trailer

Trailer "break point" to camera cable

- (20m / 65ft.) **CCA-452**
- (15m / 49ft.) **CCA-453**



Cabin (Monitor) to trailer break cable

- (5m / 16ft.) **CCA-451**



(15m / 49ft.) **CCA-454**



COLOR MONITOR

6.5 inch high brightness TFT liquid crystal panel provides excellent driver visibility. Cameras can be controlled using the front buttons.

CJ981E



Monitor mounting bracket (Included with CJ981E)

6.5" WIDE COLOR LCD MONITOR

- Camera selection, ZOOM, IRIS ON / OFF can be performed with the front buttons or via optional wired remote control (RCB174)
- Markers that help to provide a more accurate indication of distance are displayed on the monitor screen.
- IRIS function (backlight function).
- Automatically compatible with both DC12V and DC24V vehicles.
- Image sources other than those from a camera can be used via the auxiliary image input. NTSC or PAL can be selected in VTR mode.
- Equipped with a timer to automatically switch the power OFF, which prevents the unit from being left ON in manual mode. (The timer operating time can be selected within the range of 1 min ~ 5 min from manual ON)

Connect a single camera or three camera power box



EA1232A

- POWER BOX FOR CJ981E
- For connecting 1 camera.
- Includes wired remote control.



EA1246A

- POWER BOX FOR CJ981E (WITH THREE-CAMERA SWITCHER)
- Connect up to 3 cameras.
- RGB Input.
- Hazard light trigger function.
- Wired remote control sold separately (RCB-174-100)

Wired remote control for EA1246A

RCB174

- With ZOOM / IRIS / SELECT buttons.



COLOR MONITORS

Introducing the latest Clarion monitors that deliver superior performance at affordable prices.

CJ7000E

7" WIDE COLOR LCD MONITOR (Compatible with both DC12V and 24V)

- Power box is built-in and two CCD cameras can be connected directly.
- Convenient true/mirror image switching function.
- Automatic video switching with reverse gear and turn signal trigger.
- Manual dimmer function.
- Image sources other than those from a camera can be used via video input and audio input.
- Seven language display selection.
- Wireless remote control is included.



CJ5600E

5.6" COLOR LCD MONITOR (compatible with both DC 12 V and 24 V)

- Power box is built-in and two CCD cameras can be connected directly.
- Convenient true/mirror image switching function.
- Automatic video switching with reverse gear and turn signal trigger.
- Seven language display selection.



*Distance marker/Zoom/IRIS/Timer function are not included in CJ7000 and CJ5600E.